

Research Supporting Police Diversion of Persons with Mental Illness

Albert J. Grudzinkas, Jr., J.D.
William H. Fisher, Ph.D.
Kristen Roy-Bujnowski, MA
Jonathan C. Clayfield, MA, LMHC

UMMS Center for Mental Health Services Research
Law & Psychiatry Program
Massachusetts Mental Health Diversion & Integration Program

Shifts in Patterns of Care



- In 1954
 - There were 553,981 patients in Public M.H. hospitals nationally
 - 23,560 in Massachusetts D.M.H. facilities
- Today
 - ~800 in D.M.H. facilities or directly supported beds
 - 24,500 D.M.H. community clients
 - 55,000 inpatient nationally

Offense Categories



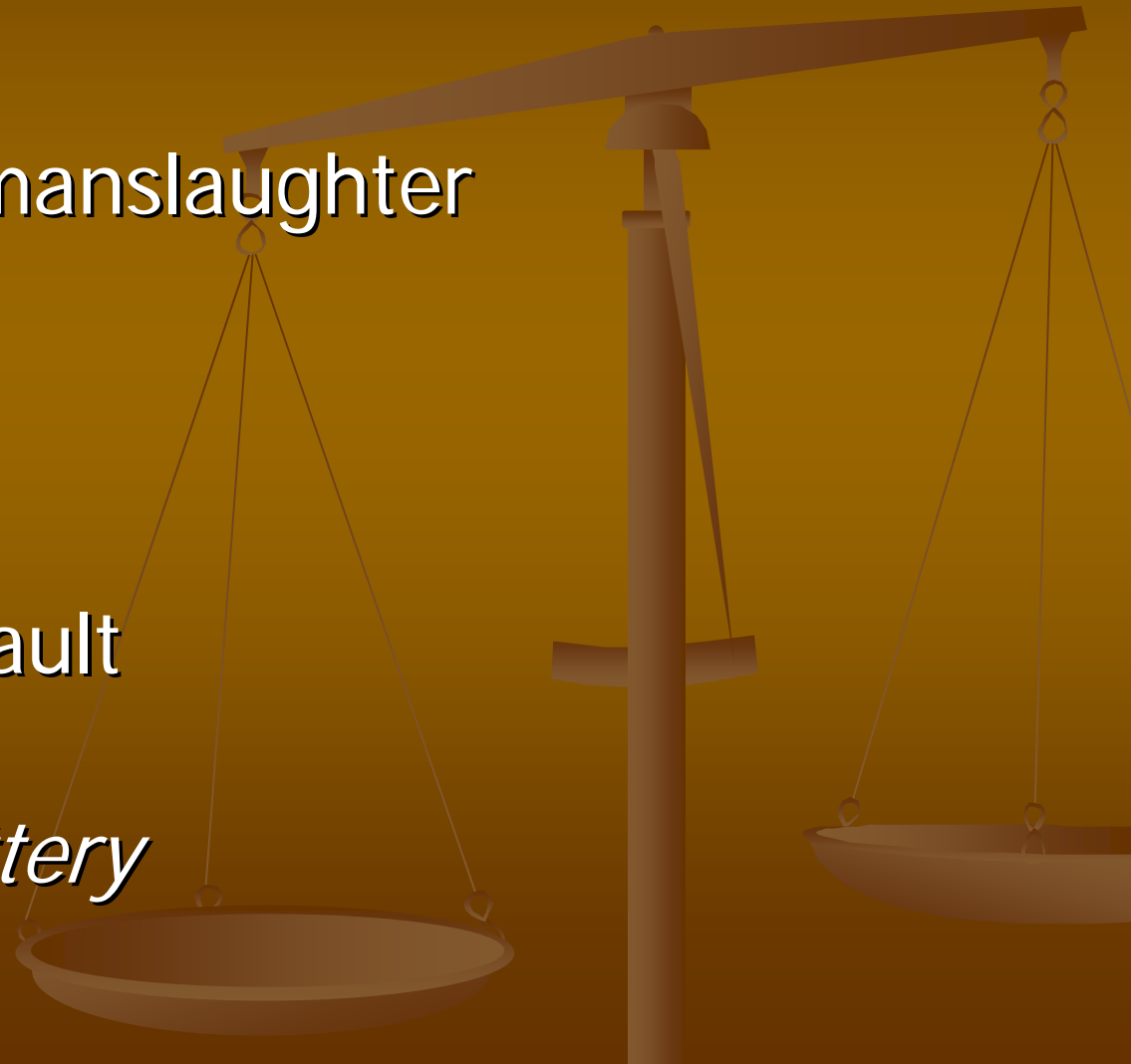
Are the Mentally Ill Being Criminalized?

- Misdemeanants – Subsistence Crimes
- Character Disordered Substance Abusers
- Severely Disordered Violent Criminals

Hiday VA (1999). Mental illness and the criminal justice system. In AV Horwitz and TL Scheid (Eds.), A Handbook for the Study of Mental Health: Social Contexts, Theories, and Systems (pp. 508-525). Cambridge: Cambridge University Press.

Serious Violent Crimes

- Murder
- Non-negligent manslaughter
- Forcible rape
- Robbery
- Aggravated assault
- *Assault and Battery*



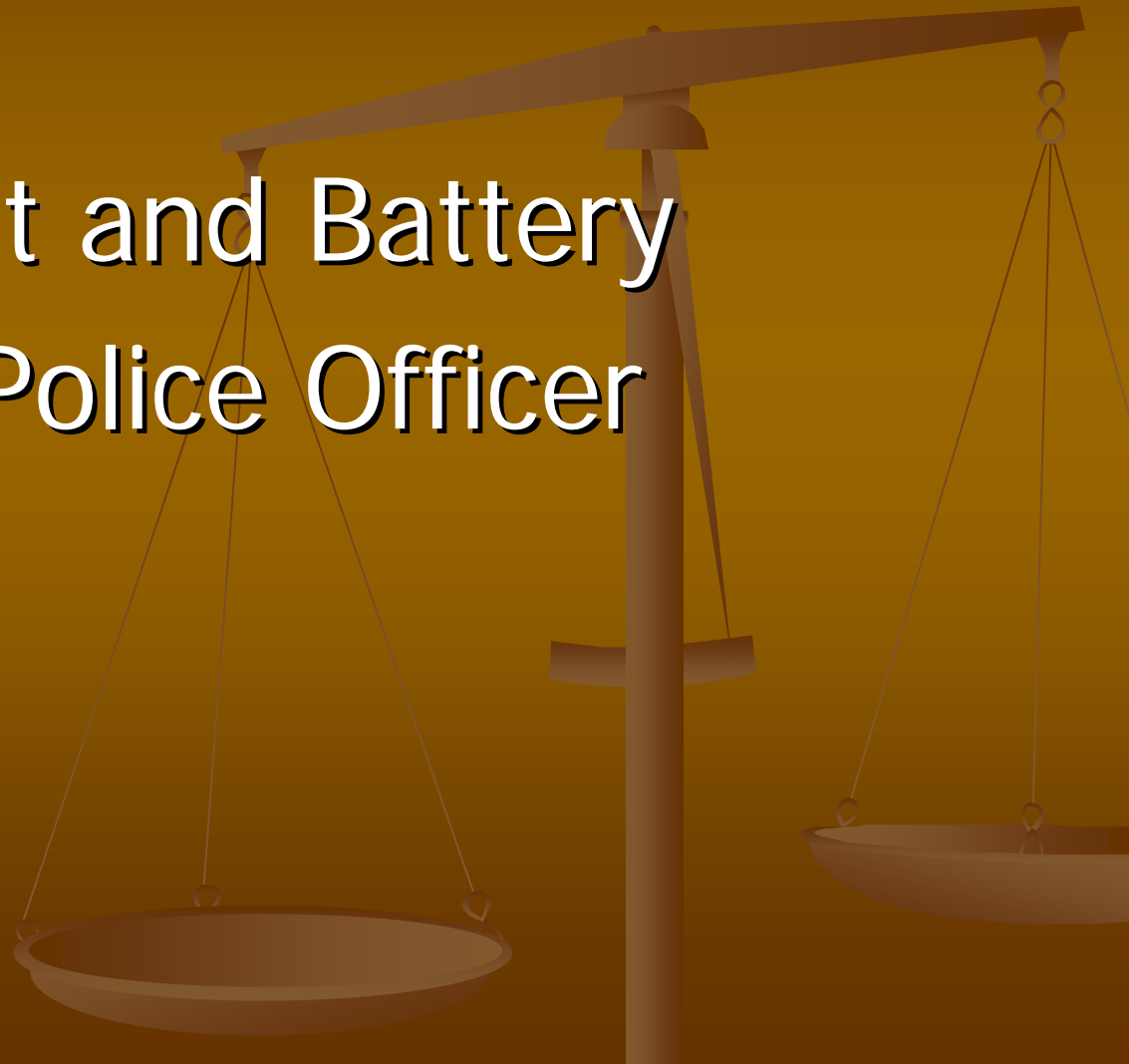
Crimes Against Persons

– Less Serious

- Domestic Violence
- Assault
- Threatening
- Fugitive from Justice
- Intimidation
- *Assault and Battery*



Assault and Battery on a Police Officer



Serious Property Offenses

- Burglary
- Larceny-Theft -Shoplifting
- Arson
- Breaking and Entering
- Receiving Stolen Property
- Uttering
- Motor Vehicle Theft



Property Crimes – Less Serious

- Motor Vehicle
 - Compulsory Insurance
 - Operating to Endanger
 - Operating Under the Influence
 - Leaving the Scene
- Malicious Destruction of Property



Crimes Against Public Order

- Disorderly Person
- Disturbing the Peace
- False Alarm
- Trespassing
- Possession Alcoholic Beverage
- Bomb Hoax



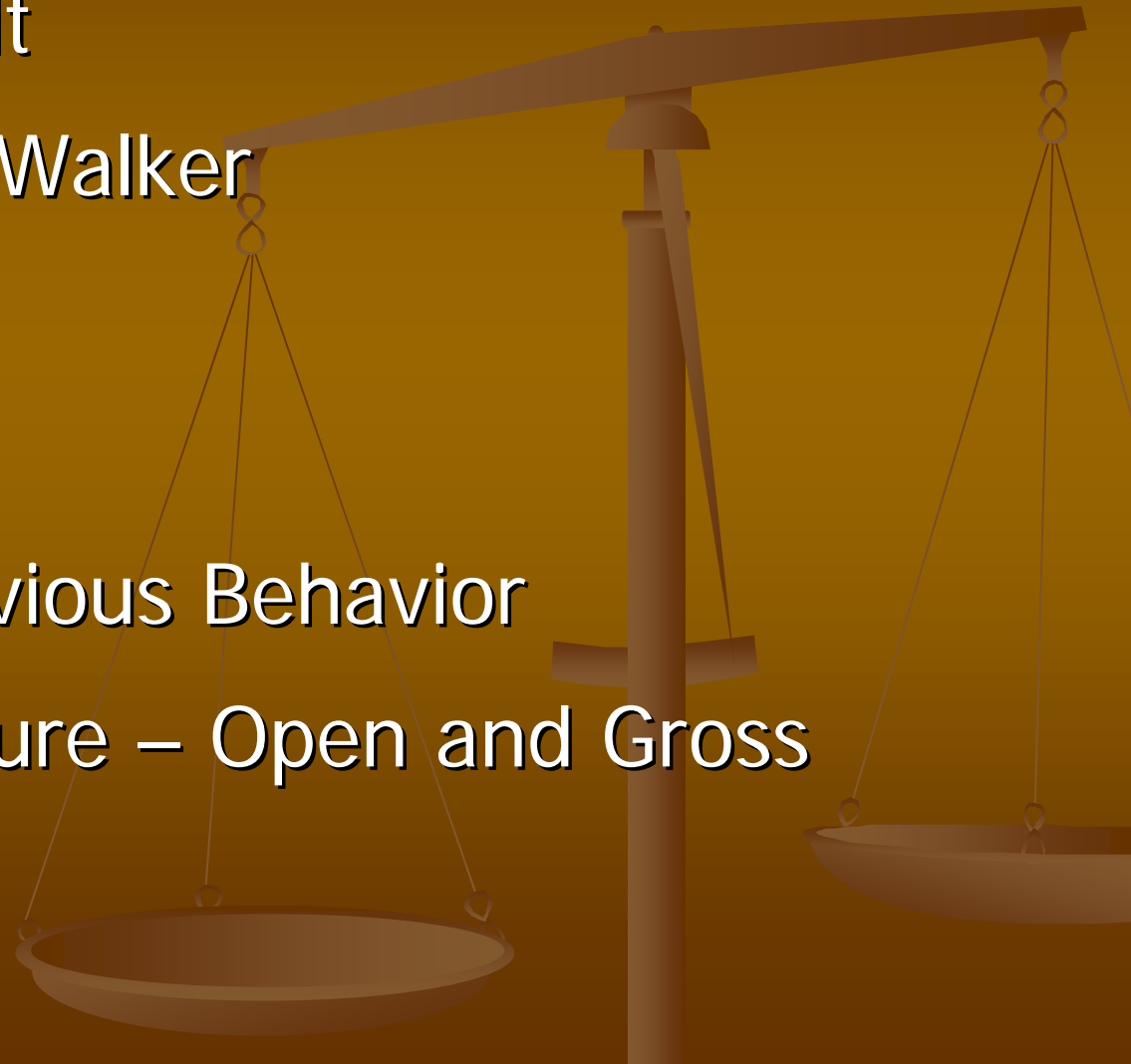
Drug-Related Offenses

- Possession
- Distribution
- Manufacturing
- Trafficking
- Conspiracy to Violate Controlled Substance Act



Crimes Against Public Decency

- Indecent Assault
- Common Night Walker
- Soliciting
- Prostitution
- Lewd and Lascivious Behavior
- Indecent Exposure – Open and Gross Lewdness



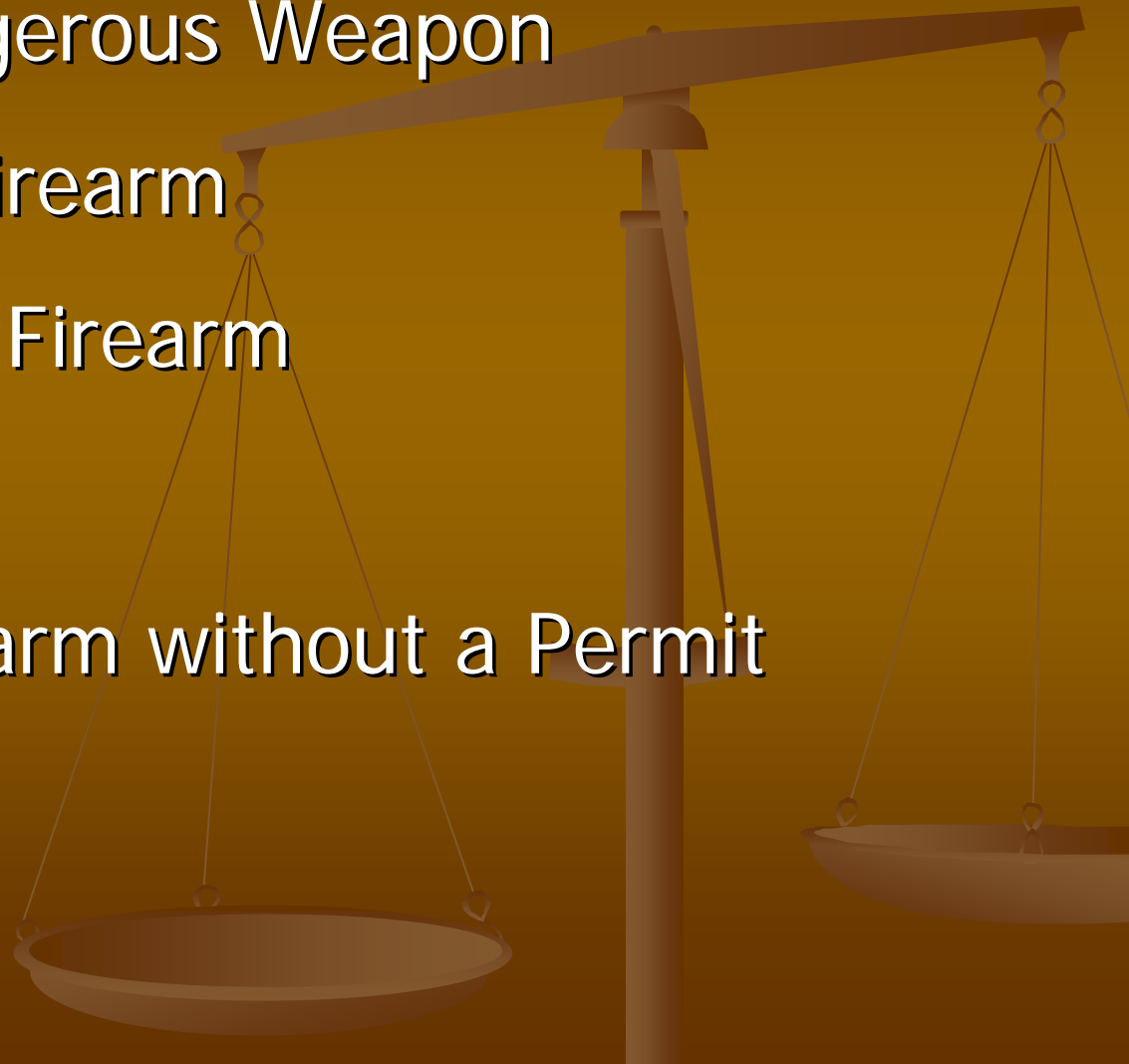
Conspiracy

- To Violate Controlled Substance Act
- To Attempt to Commit a Crime
- All Others



Firearms Violations

- Carrying a Dangerous Weapon
- Discharging a Firearm
- Possession of a Firearm
- Bomb Hoax
- Possession Firearm without a Permit



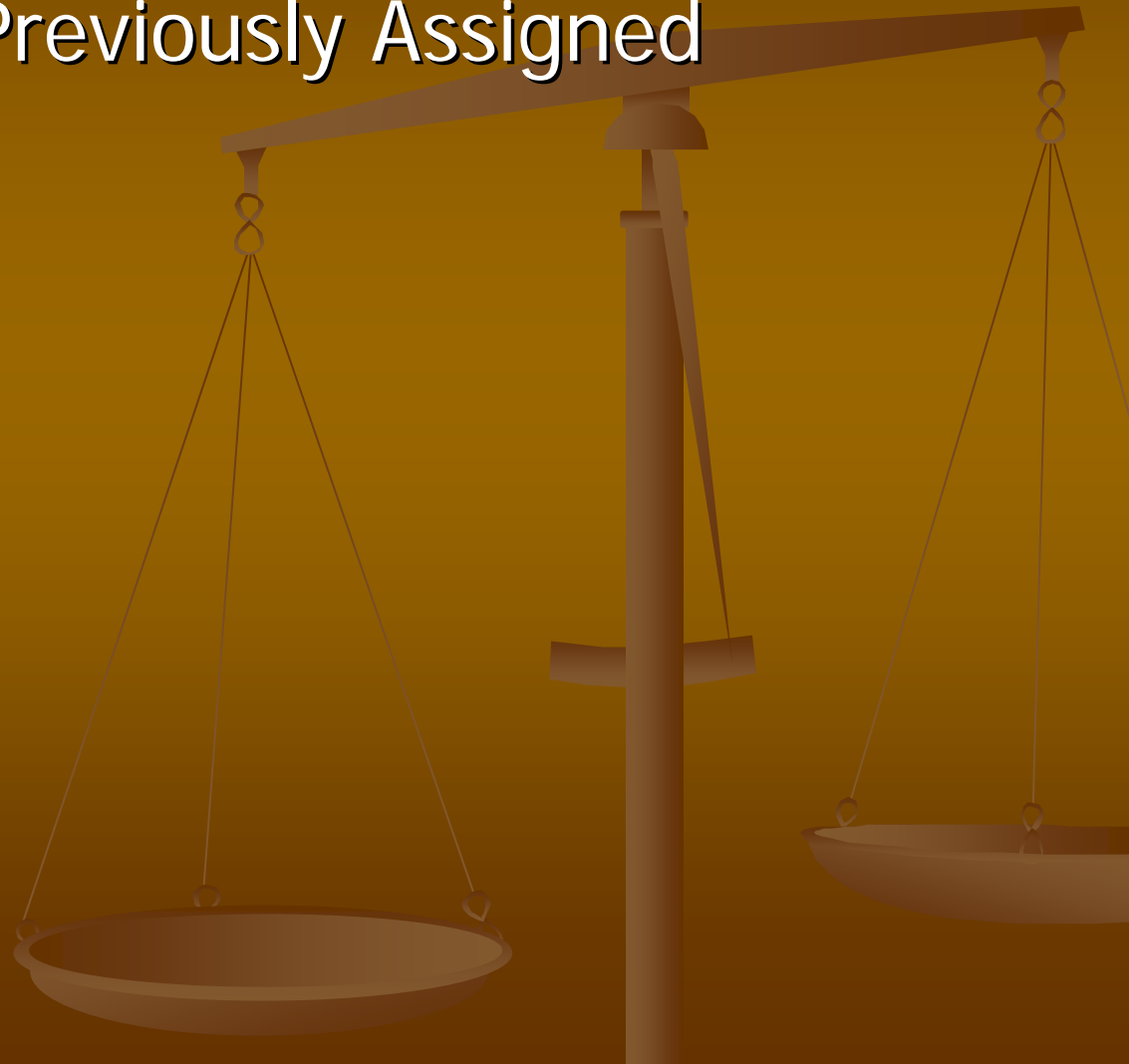
Subsistence Crimes

- Larceny – Shoplifting
- Receiving Stolen Property
- Welfare Violations
- Motor Vehicle
- Prostitution – Common Night Walker
- Disturbing the Peace
- Disorderly Person



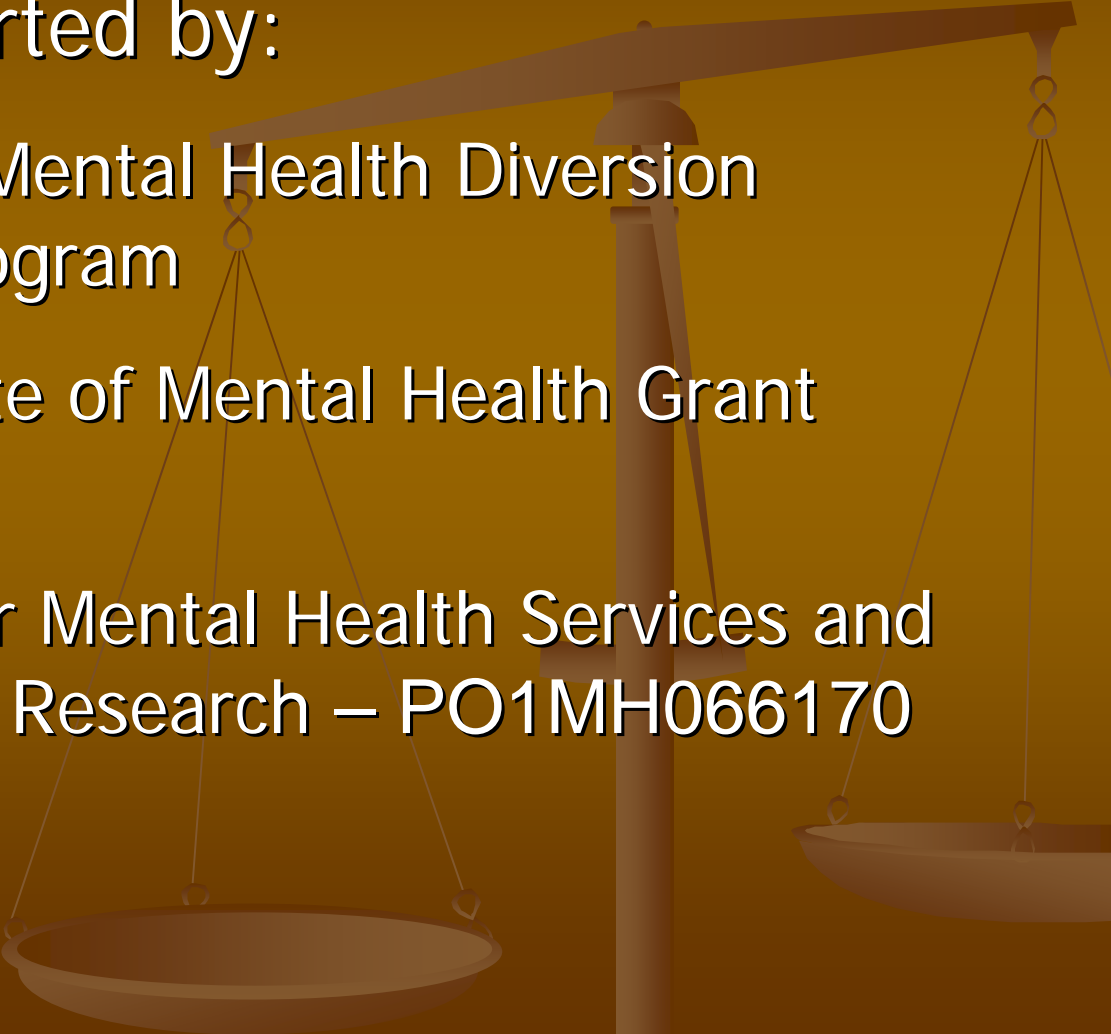
Miscellaneous

- Any Crime not Previously Assigned



Offending in a “Mental Health Service Use Cohort”

■ Research supported by:

- Massachusetts Mental Health Diversion Intervention Program
 - National Institute of Mental Health Grant RO1MH65611
 - NIMH Center for Mental Health Services and Criminal Justice Research – PO1MH066170
- 

Delinquency IN A Birth Cohort

Marvin E. Wolfgang

Robert M. Figlio

Thorsten Sellin

Studies
in
Crime
and
Justice

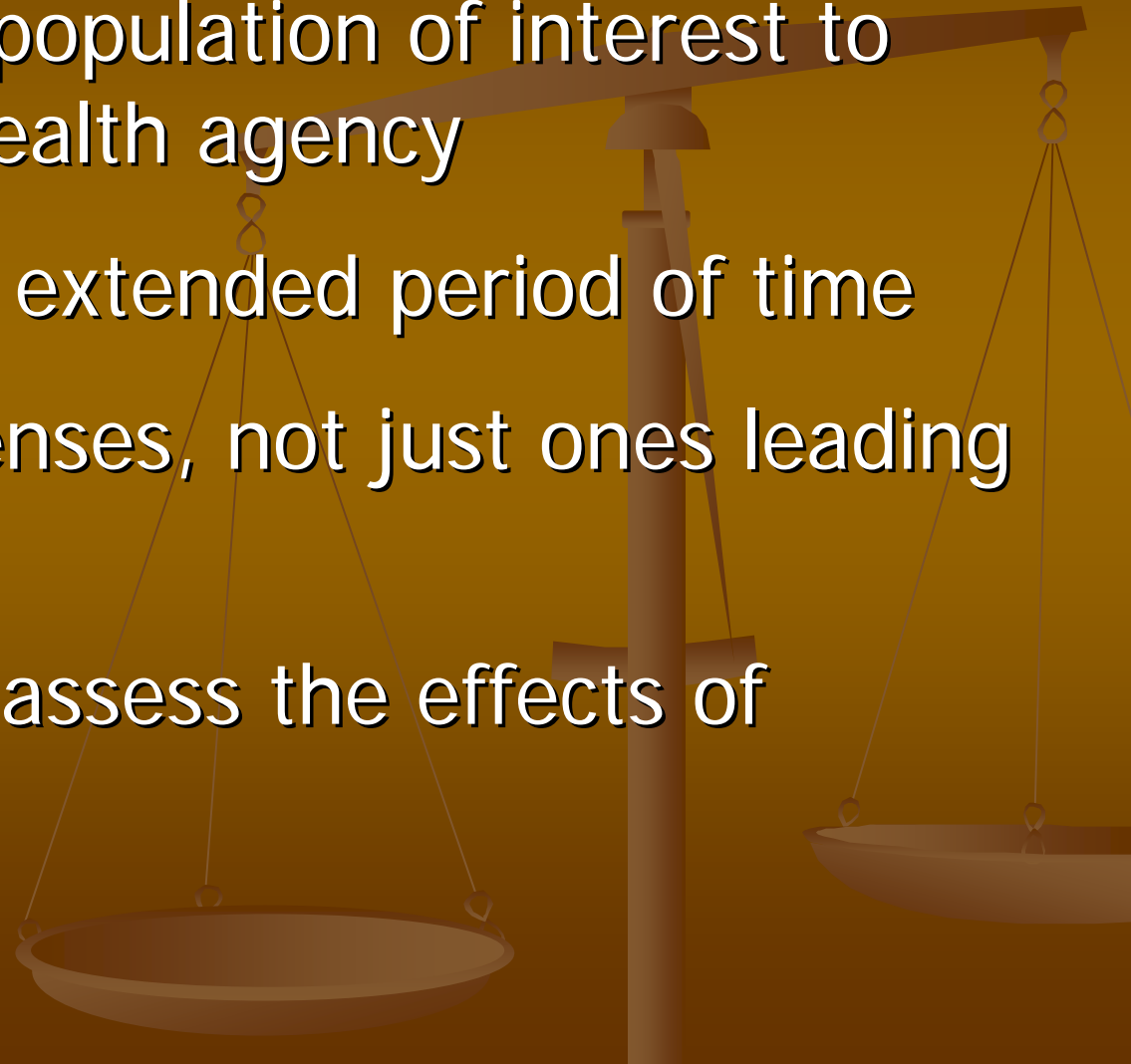
WITH A FOREWORD BY
NORVAL MORRIS

Cohort Studies on Offenders with Mental Illness

- Harry B, Steadman HJ: Arrest rates of patients treated at a community mental health center. *Hospital and Community Psychiatry* 39:862-866, 1988.
- Steadman, HJ: Critically reassessing the accuracy of public perceptions of the dangerousness of the mentally ill. *Journal of Health and Social Behavior* 22:310-316, 1981.
- Ribner SA, Steadman HJ: Recidivism among offenders and ex-mental patients. *Criminology* 21:411-42-, 1981.
- Steadman HJ, Cocozza JJ, Melick ME: Explaining the increased arrest rate among mental patients: The changing clientele of state hospitals. *American Journal of Psychiatry* 135:816-820, 1978.

Unlike previous research in this area

- Uses a defined population of interest to public mental health agency
- Followed for an extended period of time
- Includes all offenses, not just ones leading to incarceration
- Can be used to assess the effects of services



DMH Service Recipients

- In FY 1992 received one or more of the following;
 - Case management
 - Residential Services
 - Hospitalization in a DMH facility
- N=14,332



Cohort Characteristics

■ Gender

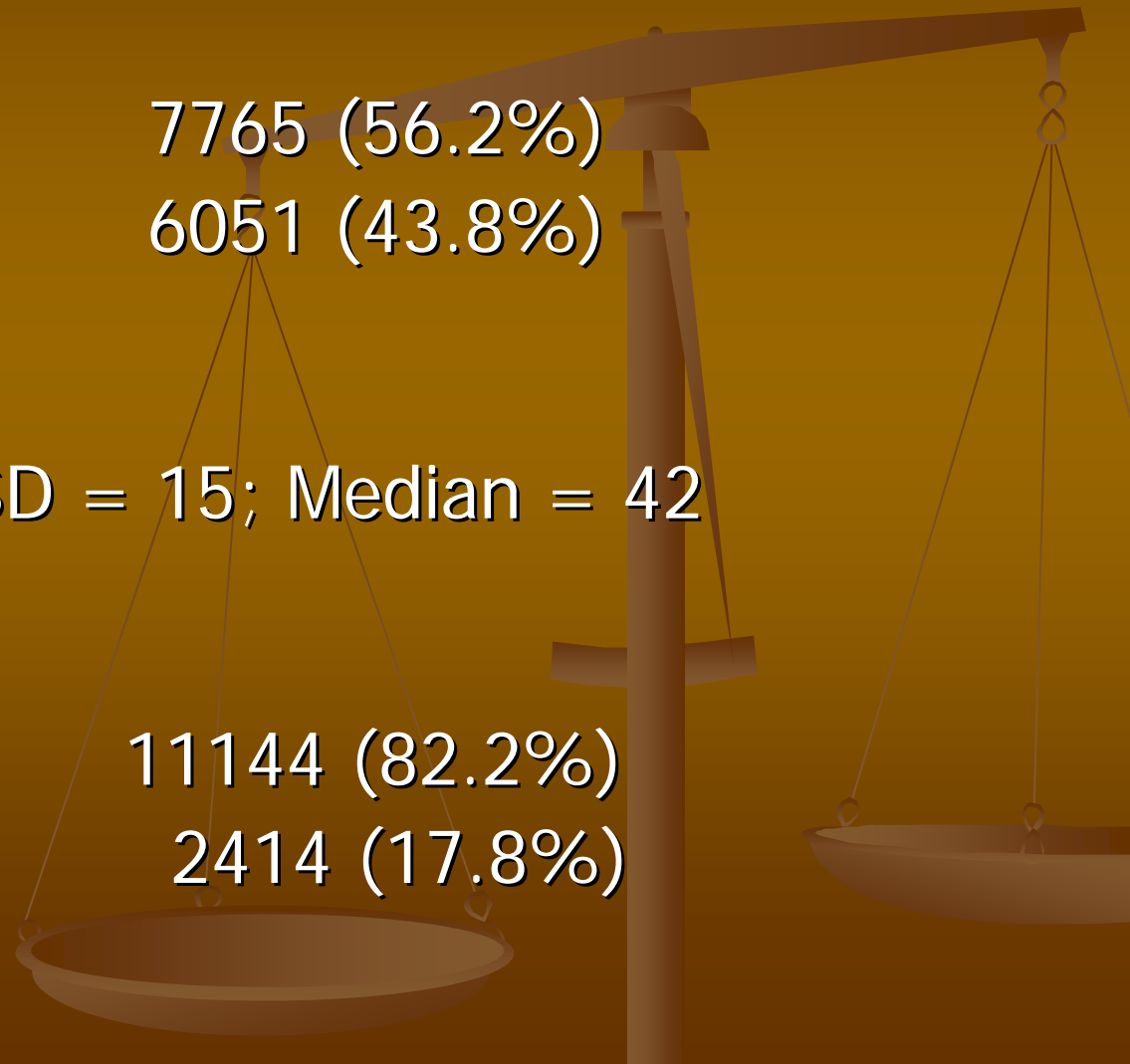
- Male 7765 (56.2%)
- Female 6051 (43.8%)

■ Age

- Mean = 43.8; SD = 15; Median = 42

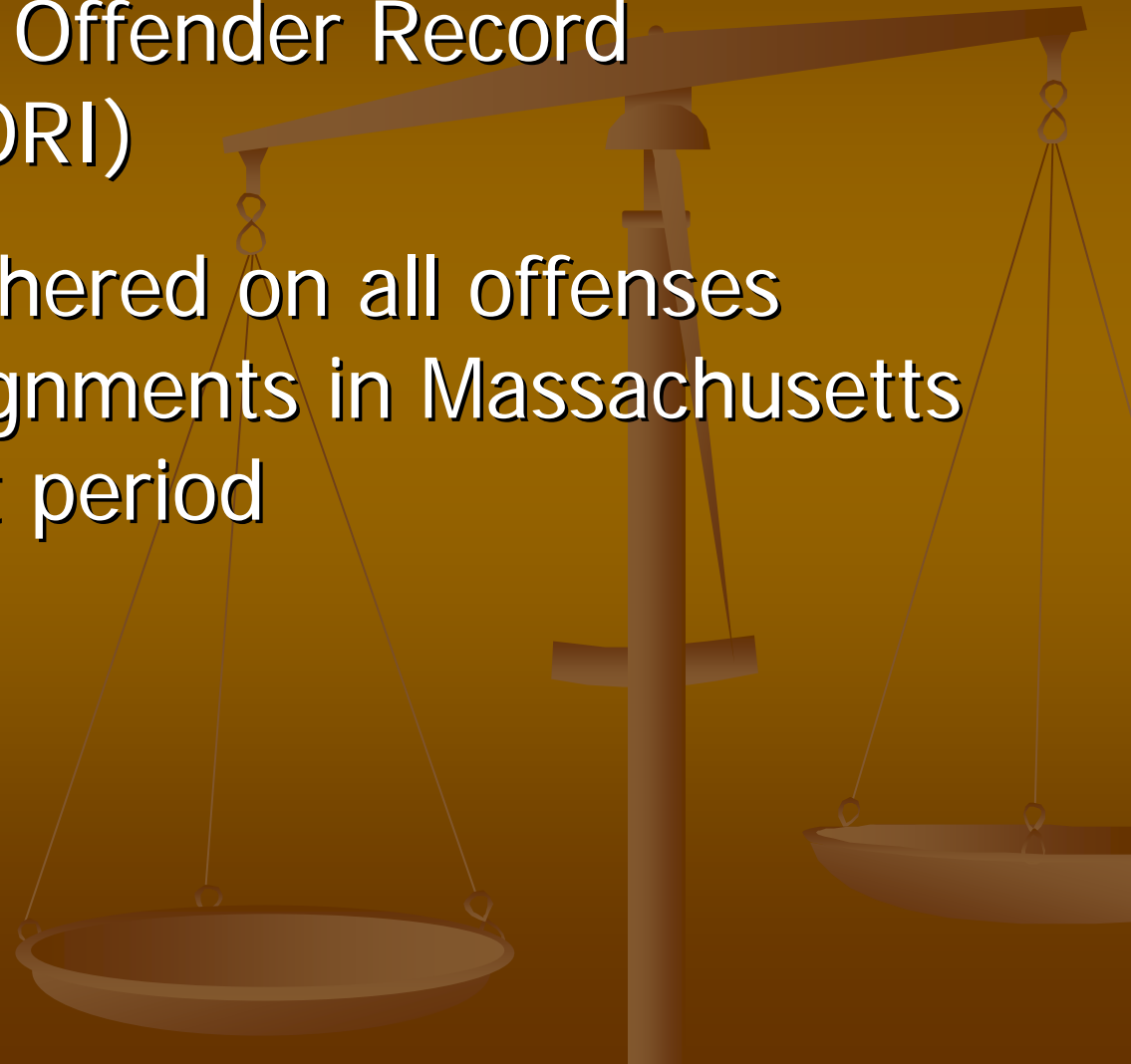
■ Race

- White 11144 (82.2%)
- Non-White 2414 (17.8%)



Cohort followed for 10 years (1991 – 2000)

- Data – Criminal Offender Record Information (CORI)
- Information gathered on all offenses leading to arraignments in Massachusetts courts over that period



Distribution of Offenses Over 10 Year Follow-up of Individuals Receiving DMH Services in FY'92
(N = 13,816)

Offense Category	N	Percent of Offenders Charged ¹ (N= 3,856)	Percent of all DMH Service Recipients Charged ¹ (N = 13,816)
Any Charge ²	3856	100.0	27.9
“Serious” violent crimes	1847	48.6	13.6
“Less serious” crimes against persons	1096	28.4	7.9
“Serious” property crimes	1306	33.9	9.5
“Non-serious” property crimes	1109	28.8	8.0
“Nuisance” crimes	1744	45.2	12.6
“Subsistence” crimes	2166	56.2	15.7
Drug offenses	720	18.7	5.2
Sex offenses	502	13.0	3.6
Conspiracy	179	4.6	1.3
Firearms	169	4.4	1.2
Miscellaneous	227	5.9	1.6

¹Percentages do not sum to 100 because many individuals in the cohort had offenses in multiple categories.

²This represents the number of individuals who received at least one charge during the 10-year follow-up; again, since many persons have offenses in multiple categories, those numbers sum to a much larger figure.

Number and percentage of cohort arrestees with arraignments in multiple years

Number of Years	Number of Offenders (N=3856)	Percent of Offenders
1	1551	40.2
2	815	21.1
3	525	13.6
4	344	8.9
5	264	6.8
6	134	3.5
7	102	2.6
8	65	1.7
9	39	1.0
10	13	0.3

Patterns of Arrest in a 10 – year Follow-up

<u>Offense Category</u>	<u>Factor Loadings¹</u>			
	<u>Factor 1</u>	<u>Factor 2</u>	<u>Factor 3</u>	<u>Factor 4</u>
Serious Crimes Against Person	.64			
Less Serious Crimes Against Persons	.41			
Serious Property Crime	-.89			
Minor Property Crime			.51	
Firearm Violations				.51
Crimes Against Public Order	.55		.57	
Non-Violent Sex Crimes				-.61
Conspiracy to Commit a Crime		.76		
Drug-Related Offenses		.82		
A & B on a Police Officer	.40		.40	
Motor Vehicle Offenses				.62
Eigenvalue	1.94	1.44	1.25	1.12

¹ Principal component analysis with Varimax Rotation derived from matrix of partial correlations controlling for total number of arrests.

Factor Summaries



Factor 1

Positive: Serious Violent, Less violent crimes against Persons, Crimes against Public order, A & B on Police Officer

Negative: Serious Property Crime

Factor 2

Positive: Conspiracy to Commit a Crime, Drug related offenses

Factor 3

Positive: Crimes against public order, Minor Property, A & B on a Police Officer

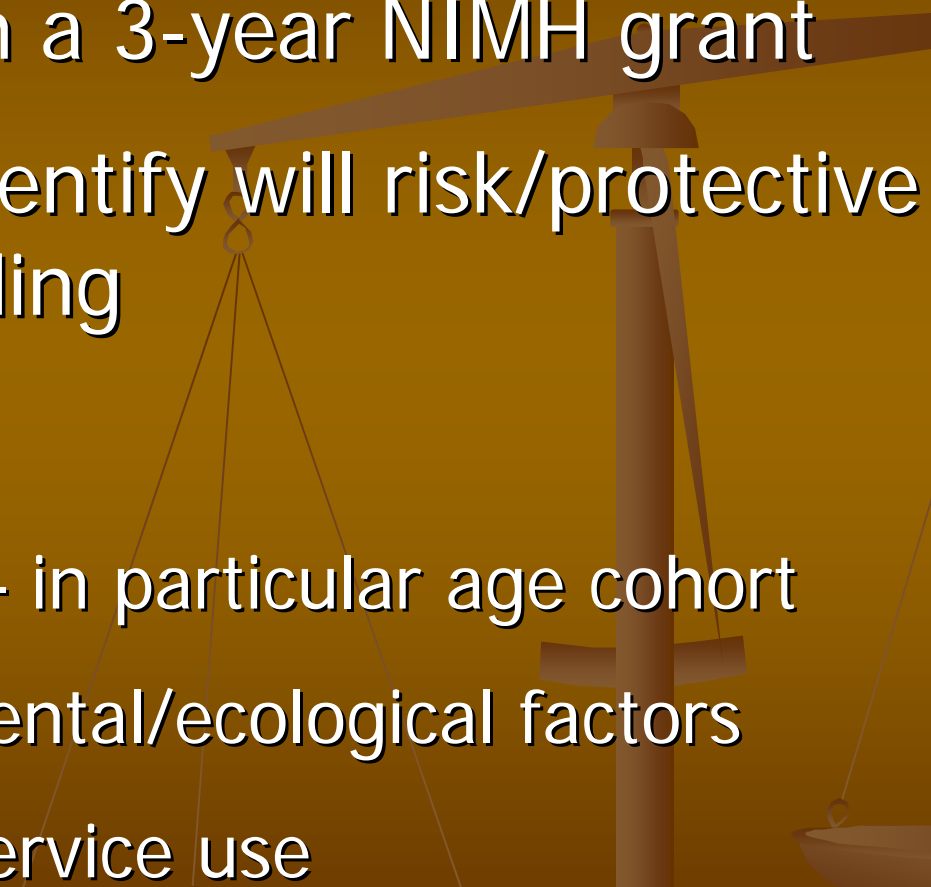
Negative: Minor Crimes against Persons

Factor 4

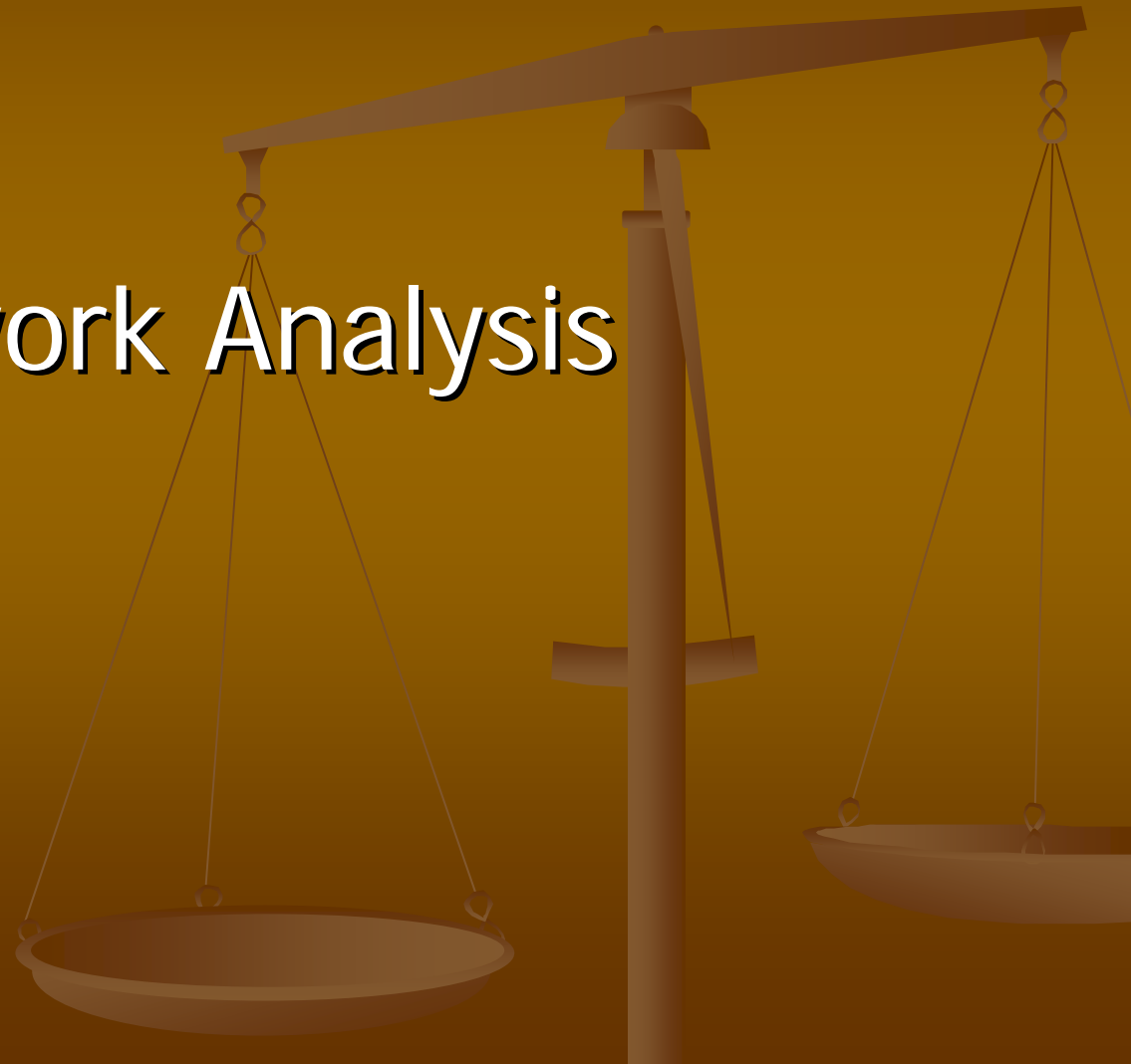
Positive: Firearm and Motor Vehicle

Negative: Minor Sex Crime

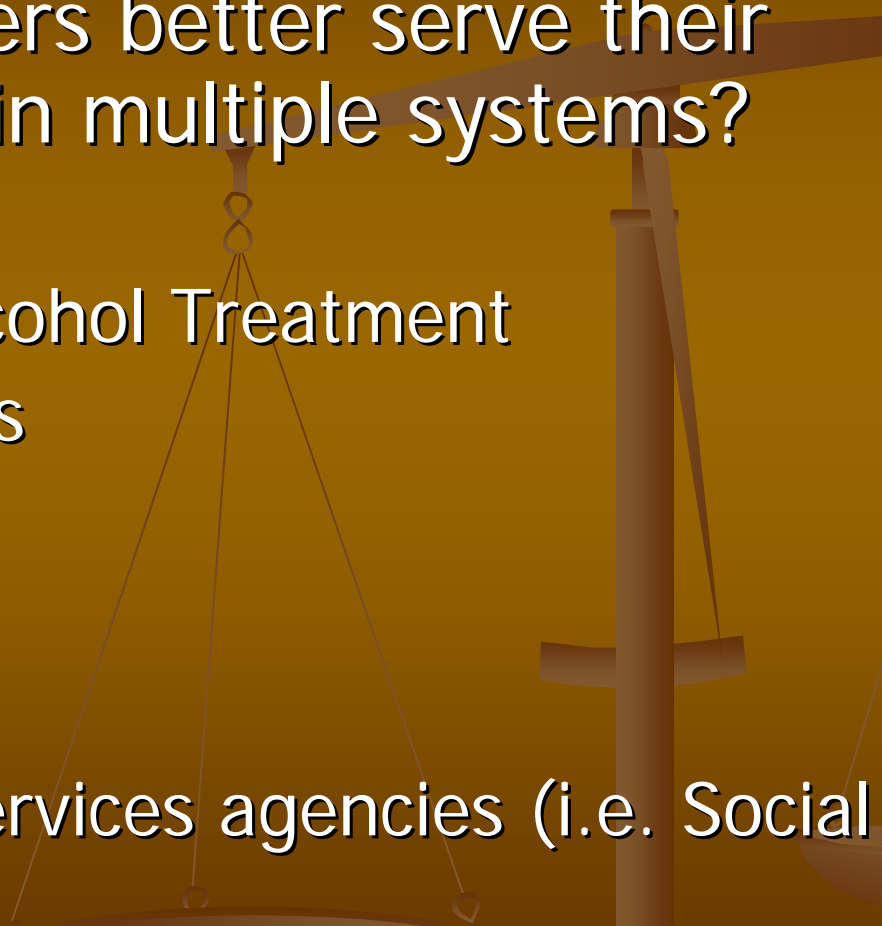
Work in Progress

- Halfway through a 3-year NIMH grant
 - Ultimately we identify will risk/protective factors in offending
 - Examine role of
 - Demographics – in particular age cohort
 - Socio-environmental/ecological factors
 - Mental health service use
- 

Network Analysis

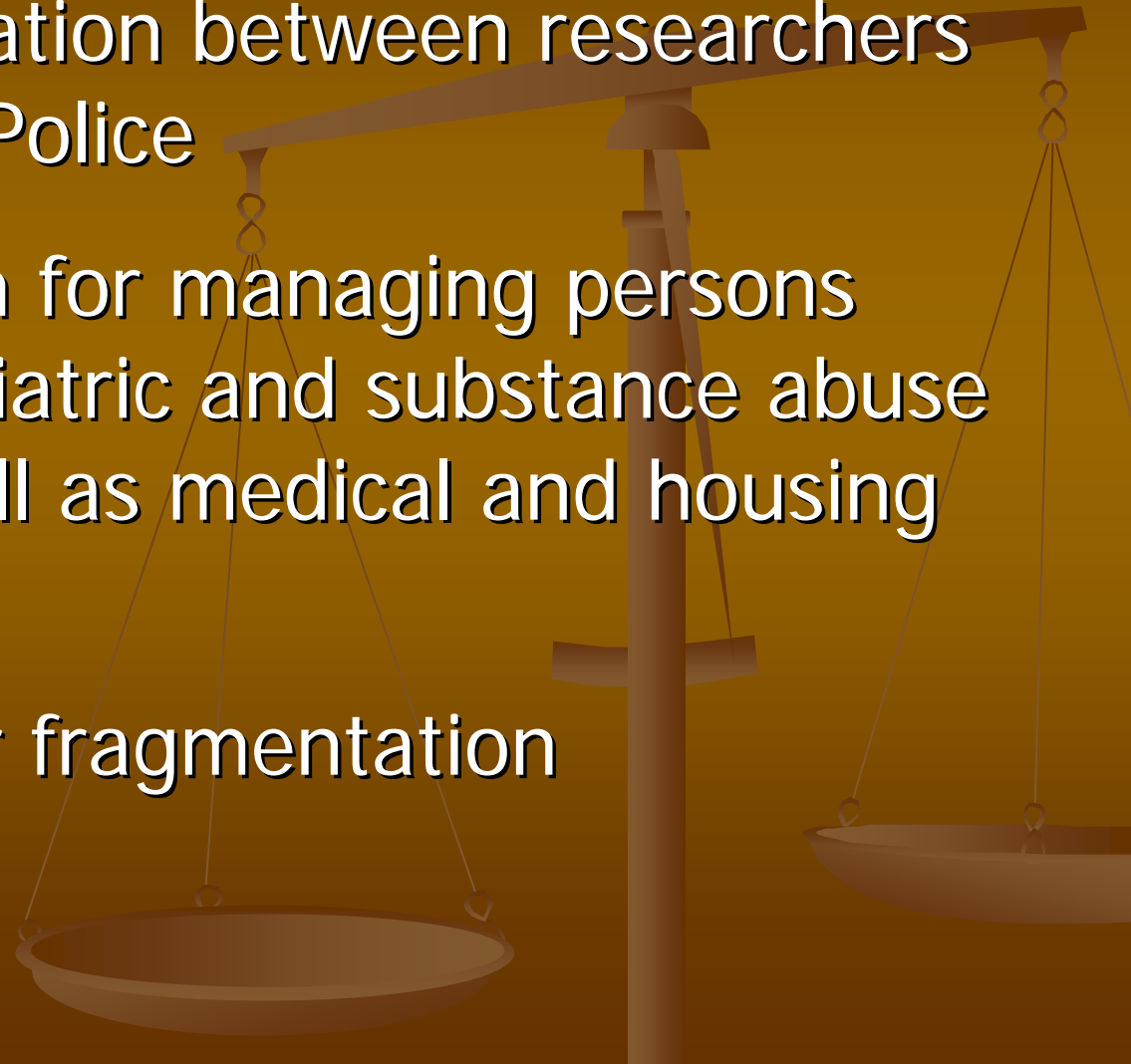


Issues

- How can providers better serve their clients who are in multiple systems?
 - ✓ Mental Health
 - ✓ Substance & Alcohol Treatment
 - ✓ Housing services
 - ✓ Employment
 - ✓ Medical care
 - ✓ Criminal Justice
 - ✓ Other human services agencies (i.e. Social Services)
- 

The “Worcester” Case

- Part of collaboration between researchers and Worcester Police
- Improve system for managing persons who with psychiatric and substance abuse disorders as well as medical and housing issues
- Frustration over fragmentation



Network Analysis Survey Questions

1. To what extent do you, or does other staff in your agency, *interact with staff* from this other provider or agency?
2. To what extent do you, or does other staff in your agency, *send client referrals* to this other provider or agency?
3. To what extent do you, or does other staff in your agency, *receive client referrals from* this other provider or agency?
4. How well *coordinated* are your activities, or those of your agency, with those of this other provider or agency?
5. Does your relationship, or that of your agency, with this other provider or agency include a *formal agreement, such as a contract, memo of understanding, a liaison, and/or a legal mandate?*
6. To promote an *ideal service system*, with which providers or agencies would it be critical for you or your agency to work?

Network Analysis Questionnaire

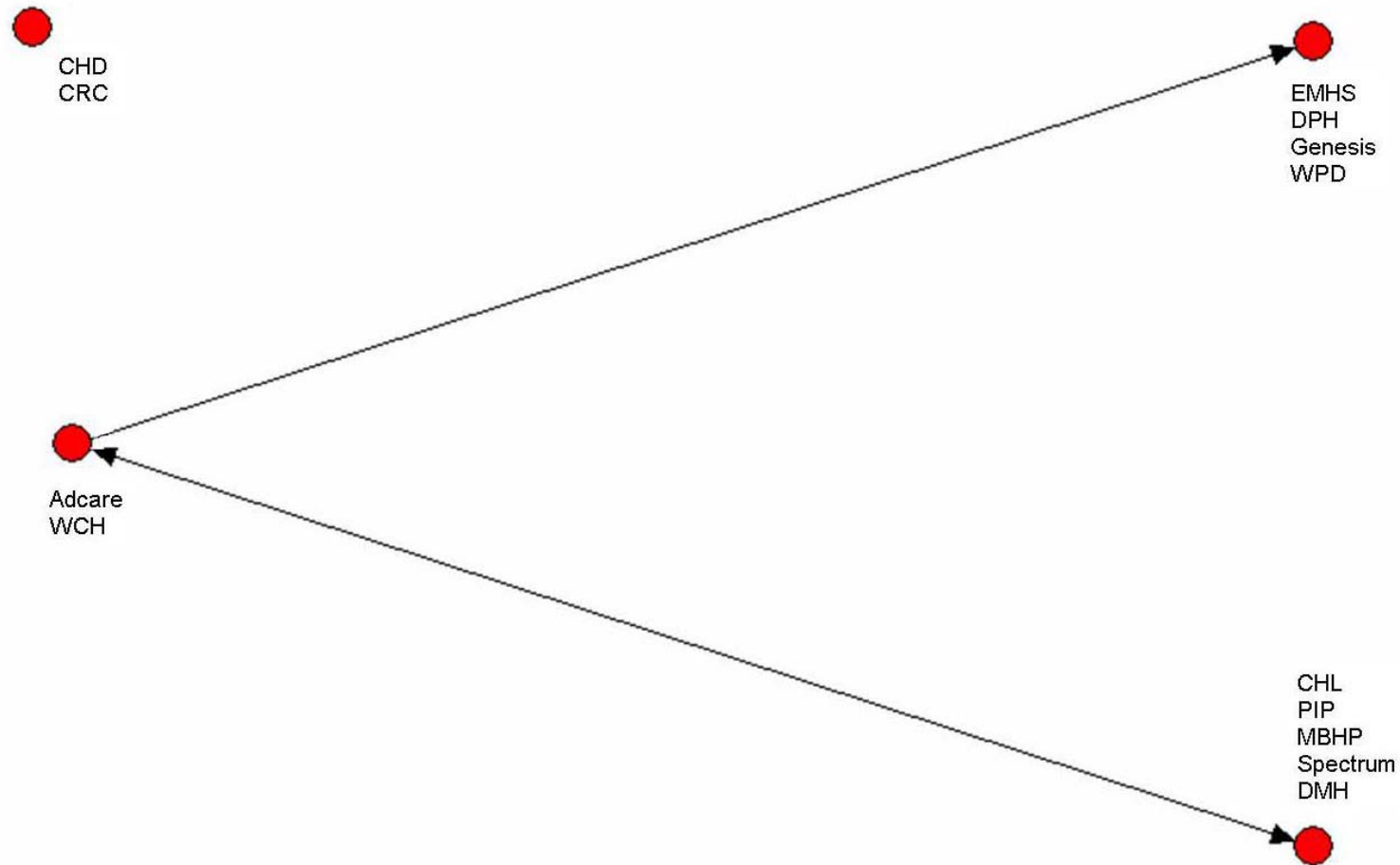
To what extent do you, or does other staff in your agency, *interact with staff* from this other provider or agency?

Please circle a number for each provider or agency

Not At All				Very Often	
0	1	2	3	4	Adcare
0	1	2	3	4	Community Healthlink
0	1	2	3	4	Department of Mental Health
0	1	2	3	4	Genesis Club
0	1	2	3	4	PIP Shelter
0	1	2	3	4	Spectrum
0	1	2	3	4	UMass Emergency Mental Health Services

Worcester Network Analysis

Block Model Analysis of “Current” System



Worcester Network Analysis

Block Model Analysis of “Ideal” System

