



Reporting Multiple Race/Ethnicity Categories in Oklahoma

Oklahoma Department of Mental Health and
Substance Abuse Services



Current Reporting Method

Client Race (1 = Yes for all that apply / Blank for No)

White

Asian

American Indian

Hispanic/Latino

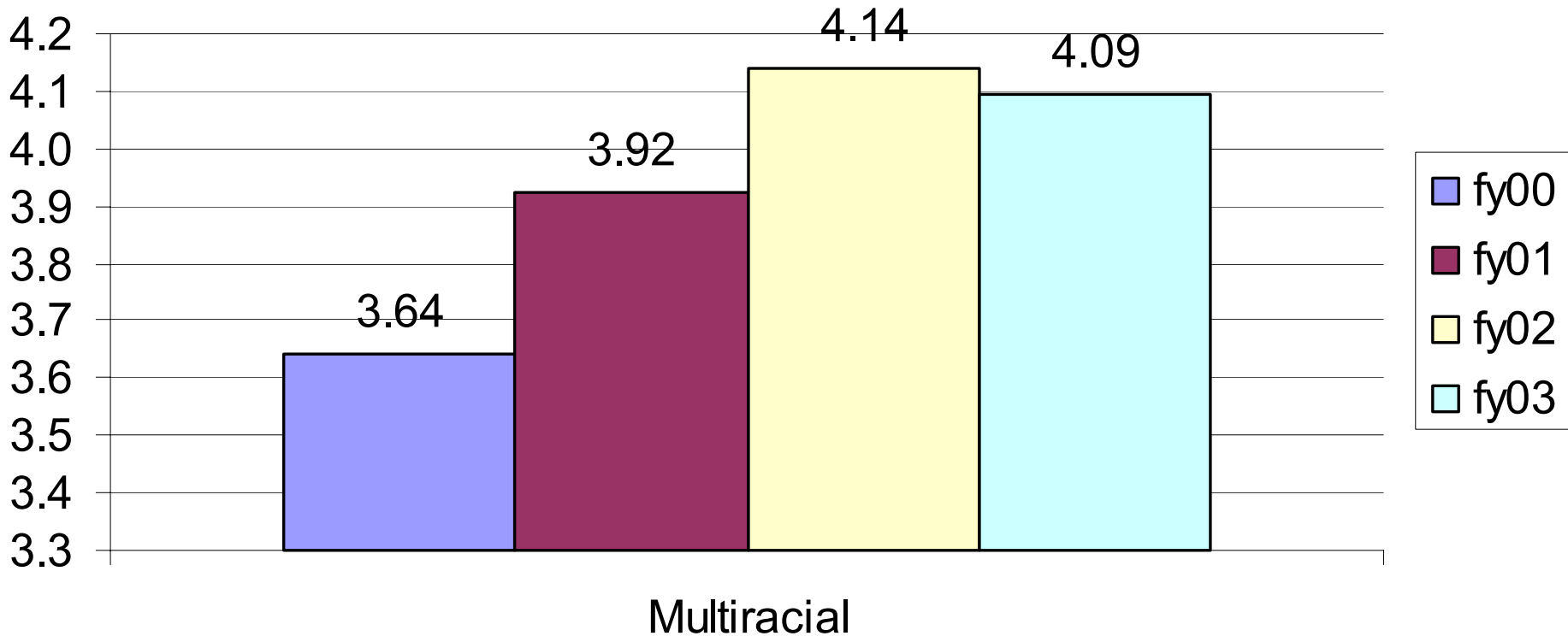
Black/African American



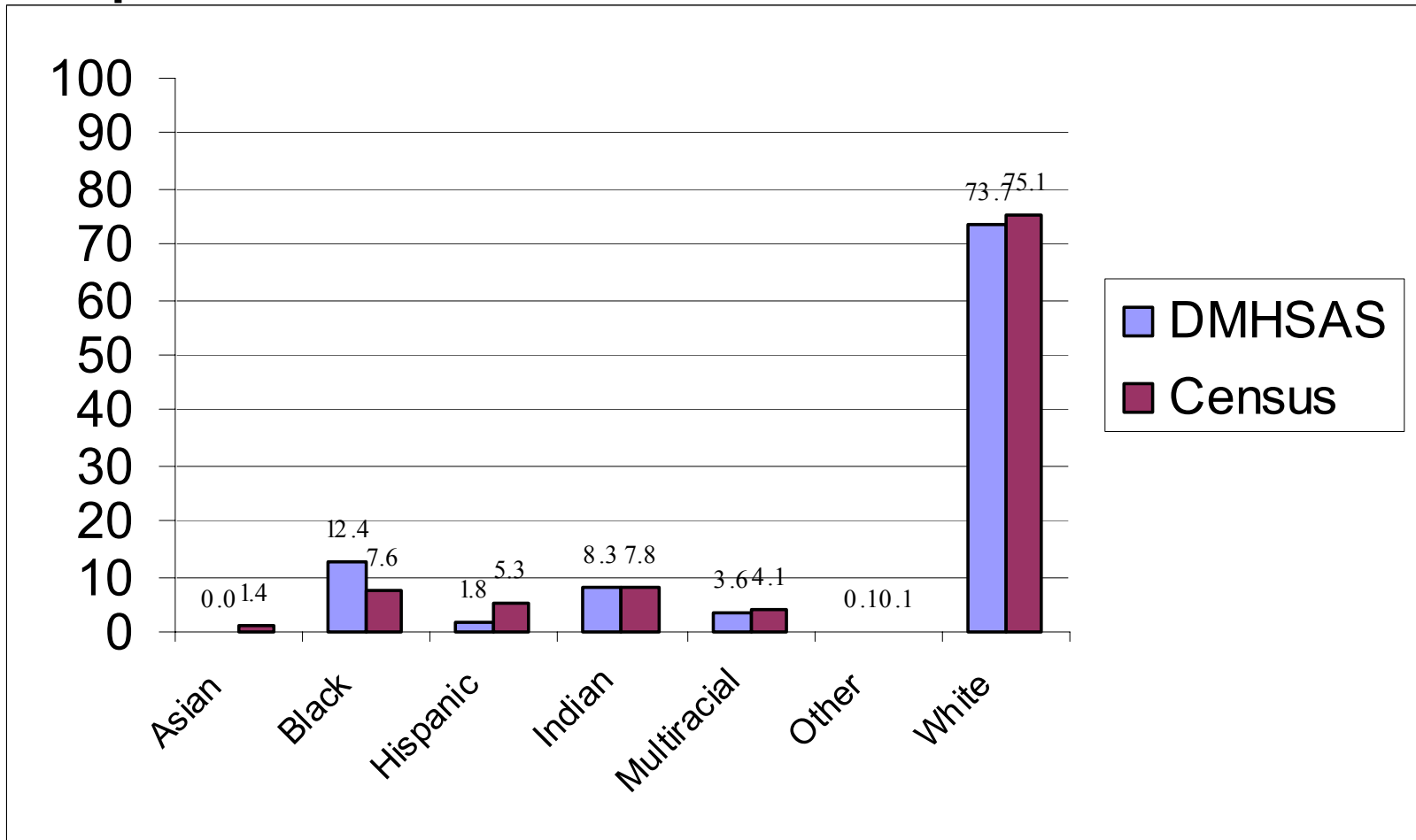
Change Process

- Major System Change in FY00
 - No cost to web-based system users
 - Some cost to 3rd party vendor systems
 - Estimated cost \$800 - \$2,000
 - Many providers use the same vendor, decreasing cost

Percent of Clients Reporting More than One Race

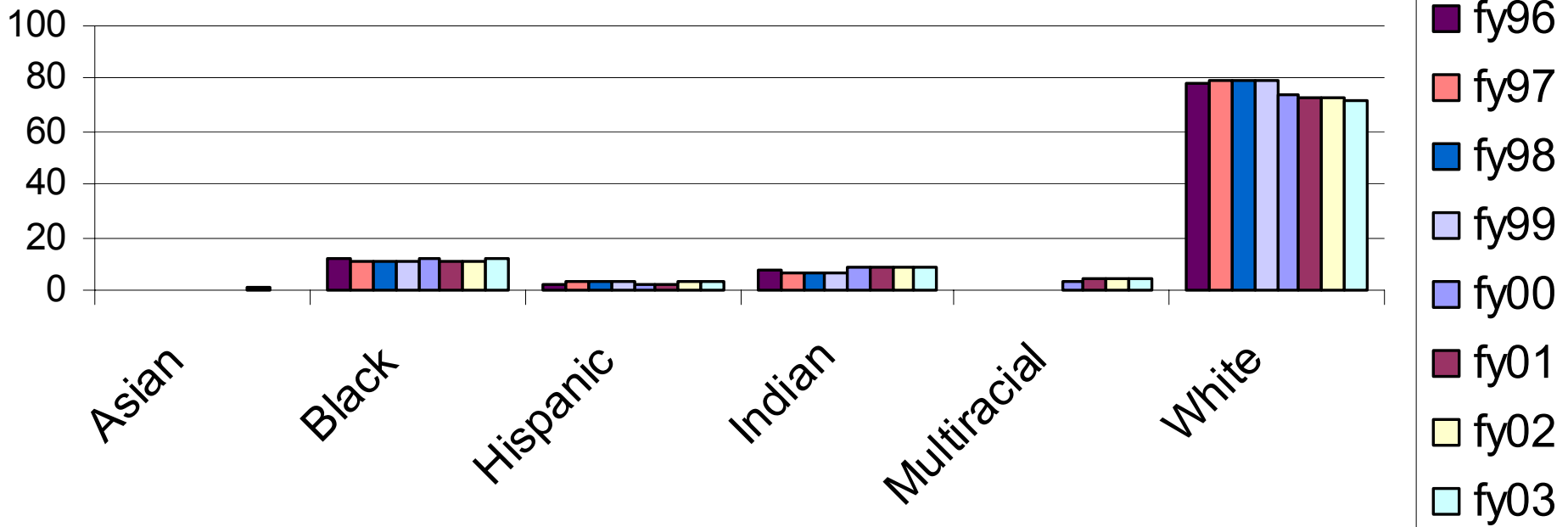


Clients Served Compared to General Population



Clients Served FY96-03

Comparison of Years





Racial Combinations

- Of five races, 22 combinations
 - Six clients reported all five races
- Treating Hispanic as an ethnicity resulted in 10 combinations
 - Decreased multiracial clients to 3.3%
 - 97% reported two races
 - 3% reported three races
 - <1% reported four races



Clients Reporting Two Races

- Two Races – 97% of Multiple Races
 - Native American/White – 75.3%
 - Black/White – 11.2%
 - Black/Native American – 7%
 - Asian/White – 2.5%
 - Black/Asian – 0.4%
 - Native American/Asian – 0.2%



Three of More Races

- Black/Native American/White – 2.3%
- Native American/Asian/White – 0.4%
- Black/Asian/White – 0.15%

- Black/Asian/Native American/White – 0.4%



Reporting Race When Multiple Race Is Not An Option

- Cascade Methodology
 - Remove Hispanic as a race
 - Clients reporting only Hispanic are coded as “Race Unknown”
- – Report smallest race first
 - Asian
 - *Hispanic*
 - Native American
 - Black



In Conclusion...

- The chimpanzees living on a single hillside in Africa have twice as much variety in their DNA as do the six billion people scattered across the globe.