



Treatment Penetration Rates By Race and Ethnicity

Virginia Department of Mental Health, Mental Retardation, & Substance Abuse Services
 William T. Ferriss, MSW, LCSW and George E. Banks, M.Ed.



Background

In recent years, Virginia has begun to increase its efforts to address cultural competency in service delivery. To this end, this study serves as an example of how treatment penetration rates for individual races and ethnicities can begin to help localities better understand their service practice and outreach efforts in regard to various racial and ethnic groups.

Methodology

Penetration rates are the percent of consumers receiving treatment per the estimated federal SMI prevalence rate (5.4%). Numerous racial and ethnic groups represent Virginia, but for the purposes of this display, only the largest groups are shown.

Discussion

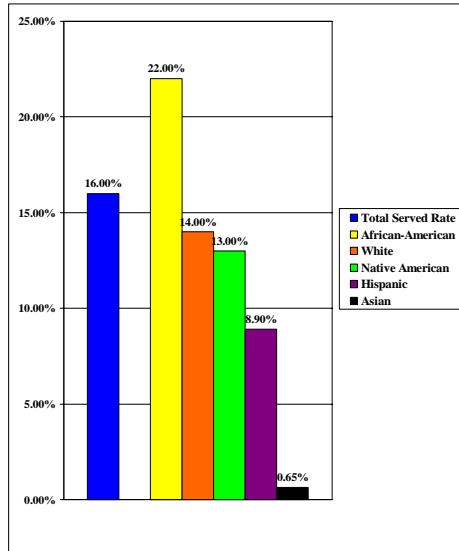
Although this study is only the first step toward gaining a better understanding of SMI treatment penetration by race and ethnicity, service delivery patterns begin to emerge. There appears to be a wide range of treatment penetration rates, across racial categories and across the state. Therefore, further study is warranted to account for these variances and thus improve service delivery for all persons who are SMI and rely on our public mental health system.

Further Analysis Suggested

For CSB/BHA's, breakdown racial and ethnic service penetration rates by:

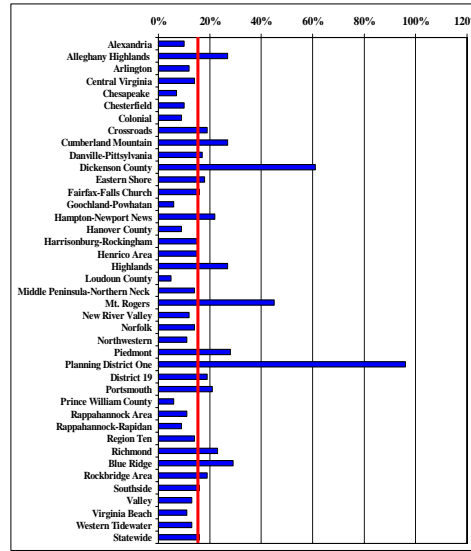
- National Outcome Measures (NOMs)
- Other demographics such as gender, age, urban/rural, poverty rates, etc.
- Systemic attributes such as budgets, workforce development, staffing, etc.

Statewide Rates*



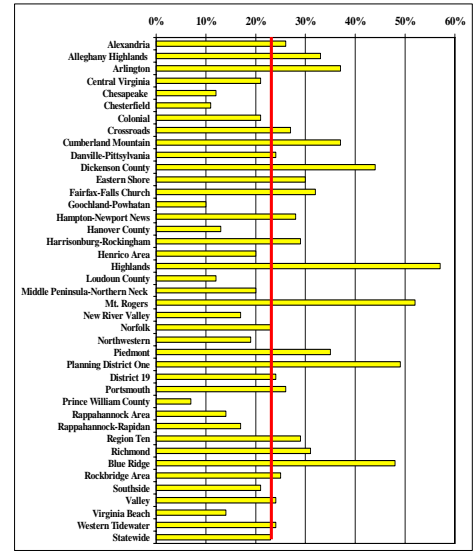
* Penetration Rate = Percent of Consumers Receiving Treatment/Estimated SMI

Total Rate by CSB/BHA*

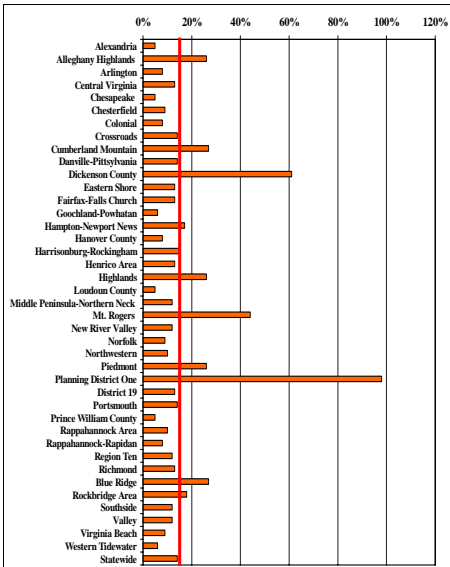


*Community Service Board = CSB Behavioral health Authority = BHA
 The red line depicts the statewide rate

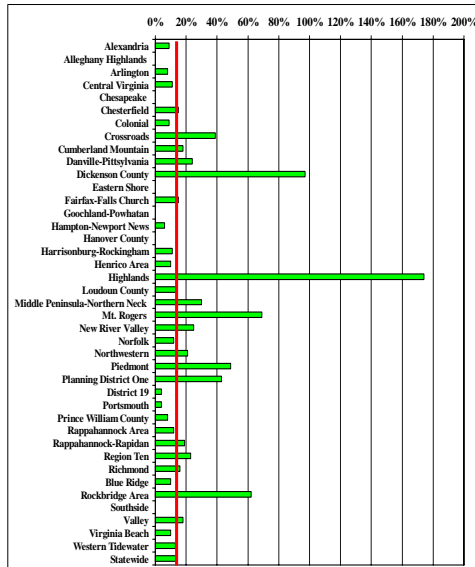
African-American Rate by CSB/BHA



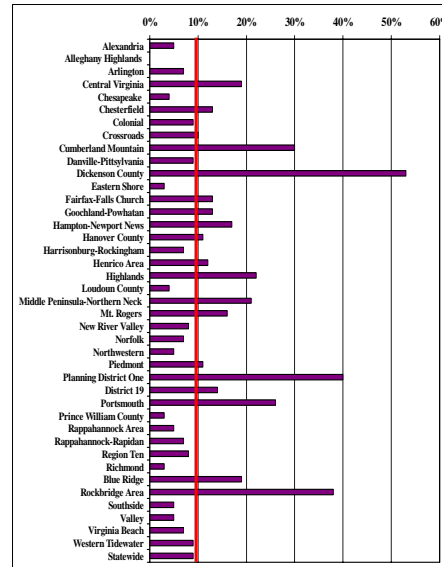
White Rate by CSB/BHA



Native American Rate by CSB/BHA



Hispanic Rate by CSB/BHA



Asian Rate by CSB/BHA

